



YOUR NAME

YOUR AGE

YOUR GOLF FACILITY

YOUR CLASS DAY & TIME

**DIRECTIONS:** FOR THE MASTERY OBJECTIVE YOU MUST COMPLETE THE FOLLOWING TEST & ACTIVITIES. ONCE COMPLETED YOU CAN TURN INTO YOUR COACH TO GRADE. YOU MUST GET 80% CORRECT TO PASS!

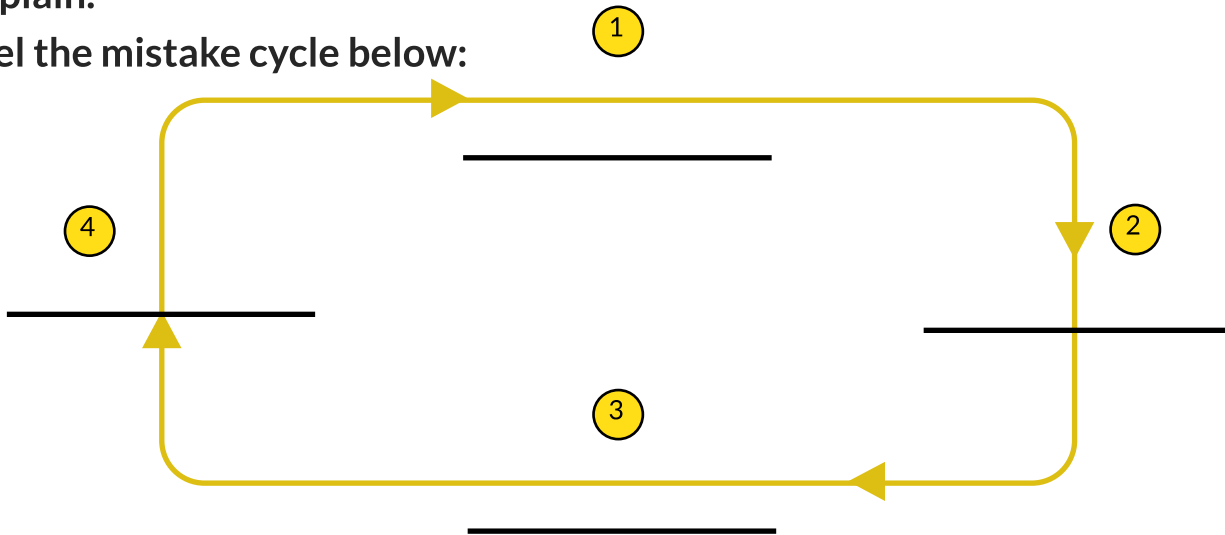
## M REACHING YOUR POTENTIAL

Directions: Fill in the blank and label True or False for the following questions:

1a. Can you as a golfer improve by making mistakes?  Yes  No

b. Explain.

2. Label the mistake cycle below:



3. If you make a mistake, do you just continue to make the same mistake over and over?  True  False

4. Who is someone who can help you solve some mistakes in your golf game?

\_\_\_\_\_

## M THE GOLF COURSE


Directions: Label the following:

The short grass that borders the putting green is known as the:

The areas that contain large amounts of sand are known as:

The long grass that surrounds the fairway is known as the:

The tools on some tee boxes that help you clean your ball are:



Directions: Label the following:

LABEL THE CLUB TYPES BELOW:



A

5. \_\_\_\_\_



B

6. \_\_\_\_\_



C

7. \_\_\_\_\_



D

8. \_\_\_\_\_

LABEL THE PARTS OF THE WEDGE BELOW:



Directions: Match letter of the club to its description and label the additional tools.

13. \_\_\_\_\_ This club is generally only used on the tee box and can be the longest golf club in the bag.

14. \_\_\_\_\_ This club is short and used to hit high shots when close to the putting green.

15. \_\_\_\_\_ This club is used when on the putting green and is very accurate at getting the ball in the hole.

16. \_\_\_\_\_ This club is a mix between an iron and a wood. It is designed to be able to hit in the rough and fairway.



17. \_\_\_\_\_



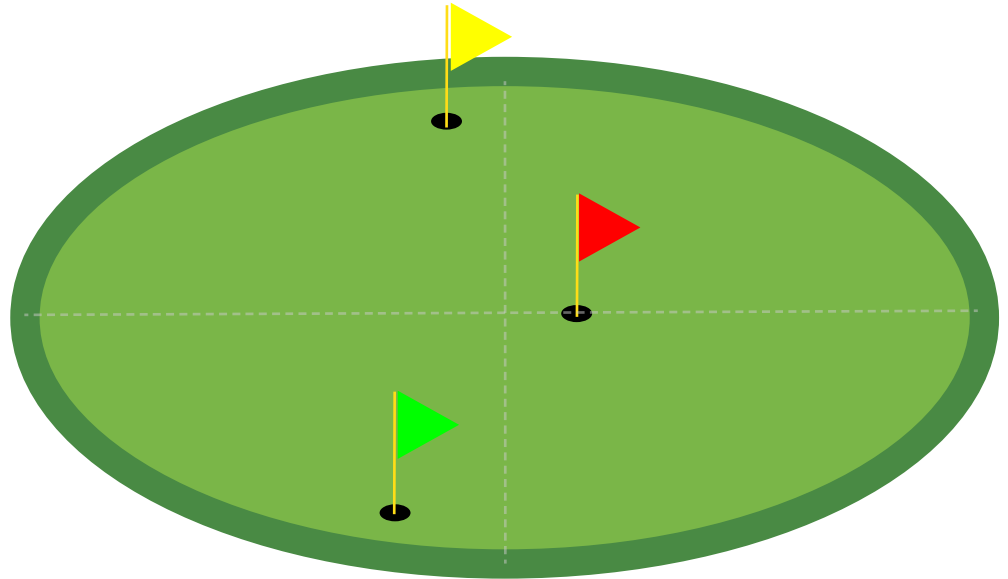
18. \_\_\_\_\_



19. \_\_\_\_\_

Directions: Fill in the distance chart and circle the correct answers.

200 yards
150 yards
100 yards
50 yards



SW PW 9 8 7 6 5 4 H 3W Dr.

- True  False 20. Knowing exact distances our clubs go is not important.
- True  False 21. The higher the number on the club, the farther the ball should go.
- True  False 22. From the 100 yard stake, a middle pin would be 100 yards.
- True  False 23. When the pin is in the back, it is good to land the ball near the pin.
- True  False 24. Knowing where the the pin is located is important.

## KEEPING SCORE TEST

Directions: Label True or False for the following questions.

- True  False 25. Birdies are easier to get than eagles.
- True  False 26. It is possible to make an eagle on a par 5 but not a par 4.
- True  False 27. A double bogey is 2 strokes over par on a hole.
- True  False 28. An eagle is 3 strokes under par on a hole.
- True  False 29. If you get a double bogey on hole 1 and an eagle on hole 2 you are currently 1 even par.

Directions: Fill in the scores & total below with the information given in "Score" Row.

Example: On hole 1 John got a Par. Hole 1 is a Par 4. So John got a 4.

HOLE	1	2	3	4	5	6	7	8	9	TOTAL
COURSE PAR	4	4	5	4	3	4	5	4	3	36
<b>John</b>	4									
John's Score	PAR	DOUBLE BOGEY	DOUBLE BOGEY	PAR	PAR	PAR	EAGLE	PAR	EAGLE	TOTAL